




PRODUCT CATALOG


EVTRACK VISITOR & ACCESS CONTROL SOLUTION




QR Code
Pre-Registration




Handheld
Scanning



Visitor Self Service
Kiosks

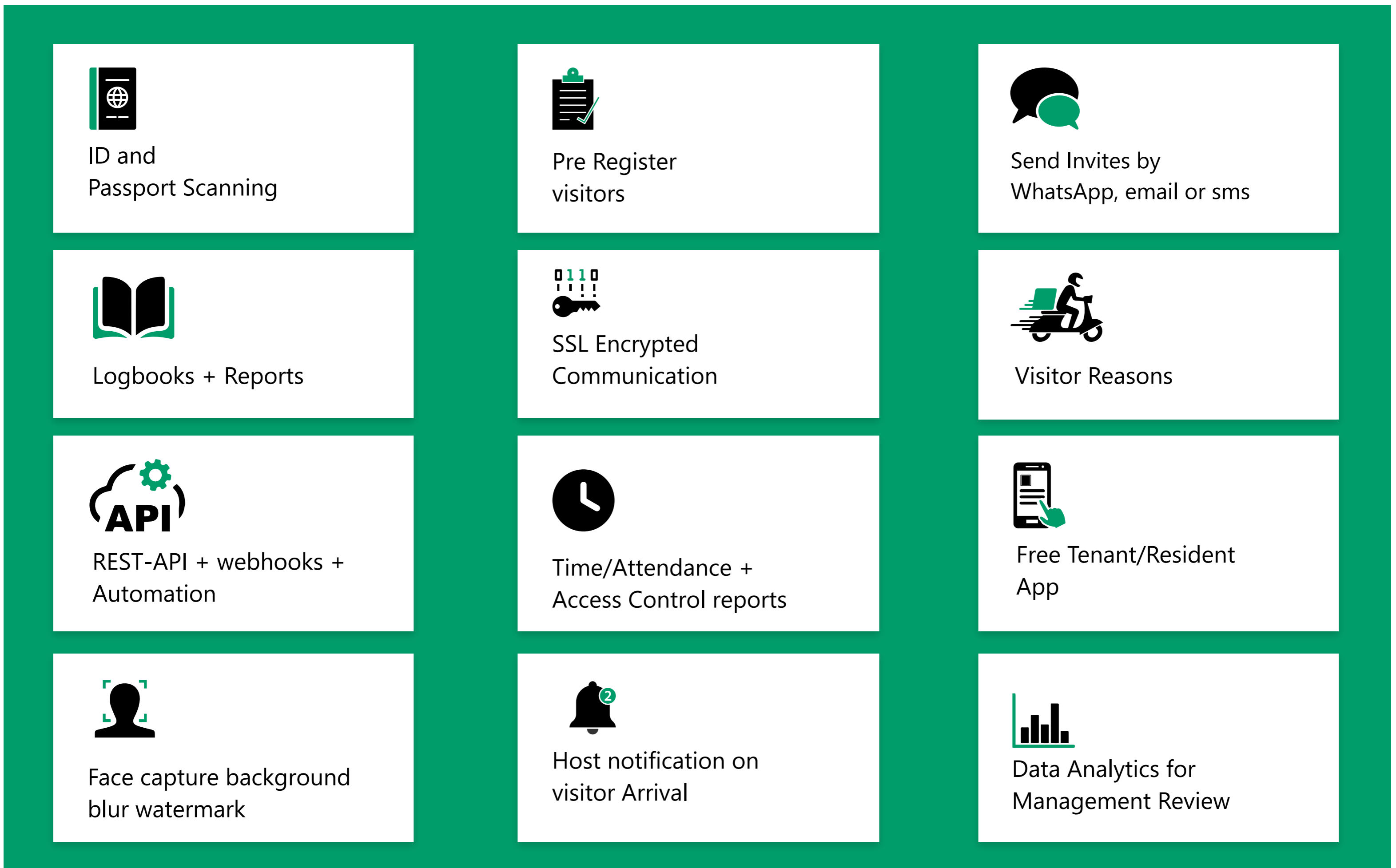


Remote Host
Approval



Access Control
Integration

EvTrack Features



System Architecture



EvTrack Functionality


Visitor Data Captured



Name, Surname, ID or Passport No,
Company, Telephone, Address, Email,
Nationality



Visitor Photo



Vehicle Details



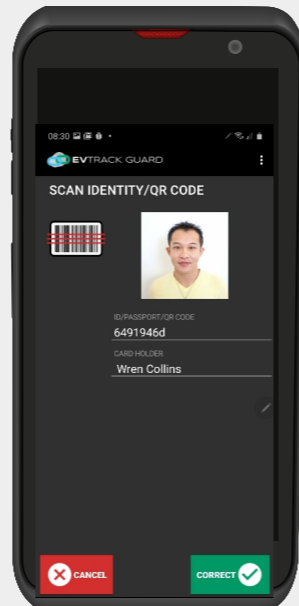
Custom Fields

Visitor Registration

Evtrack
FrontDesk
Self Service
Visitor
Kiosk

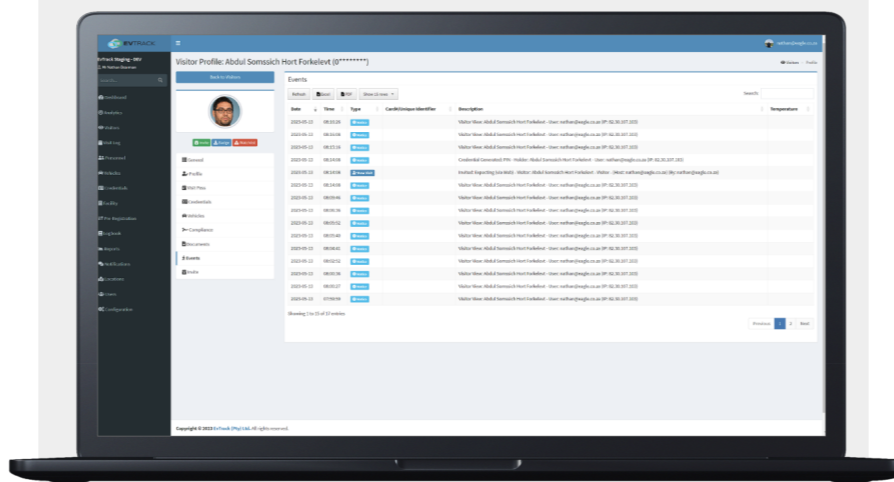


OR



Evtrack Guard
Handheld Visitor
Scanner devices

OR



Evtrack Web
Portal


Access Control



EvTrack QR Code Readers



Biometric Face Readers




I/O Control Boards



License Plate Recognition

Badging Printing



Support for Brother, Epson,
Evolis & Zebra Printers.


Communication




Email



WhatsApp



SMS



Share

Access Control Software





**Visitor to QR Code
Guest Access Control**

Reception Lobby Visitor Management

Features

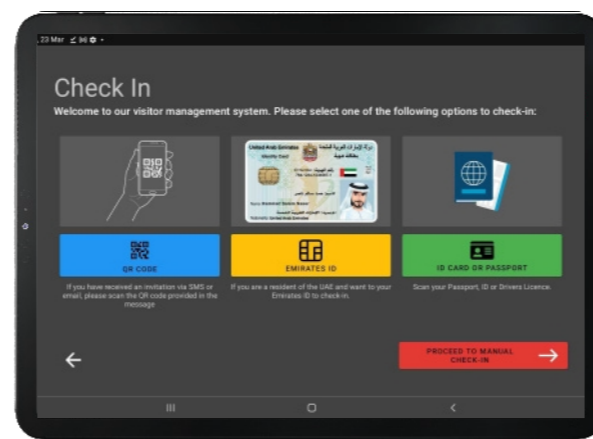
- ✓ Visitor Face Capture
- ✓ ID, Passport or Drivers License Scanning
- ✓ Host Approval by Email, Push or SMS
- ✓ Optional Printer or Passport Reader

Walk-In Visitor Workflow



01

Visitor arrives @ site and approaches Kiosk



02

Visitor selects menu option: QR Code, ID Scan or Passport Scan



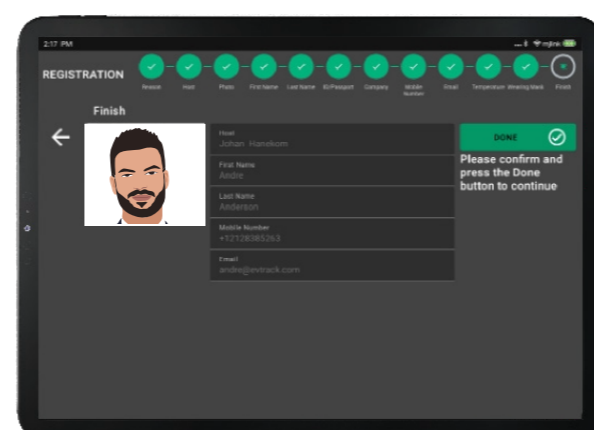
03

Visitor completes data entry by scanning ID/passport or manually entering data.



04

Visitor Photo Capture (Optional)



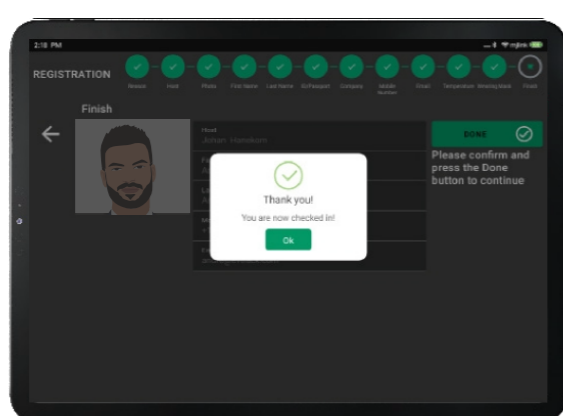
05

Visitor Confirms Details



06

Host Receives Visitor Request and Approves or Denies Entry from smartphone App or email



07

Kiosk Receives the Approval Request from the host



08

EvTrack server creates visitor's access control credential and adds it to the entry reader (optional)



09

Kiosk automatically Prints QR Code Visitor Pass + Emails this to the visitor

Evtrack Guard - Visitor Scanner Software



Visitor to Face
Access Control
For Estates

Features

- ✓ Visitor ID or Passport or Drivers License Scanning
- ✓ Custom Questions
- ✓ Face Capture
- ✓ Vehicle or Passenger Capture
- ✓ Visitor Badge Printing

Suprema Biostation 3 Access/Control Reader

Supported handheld devices



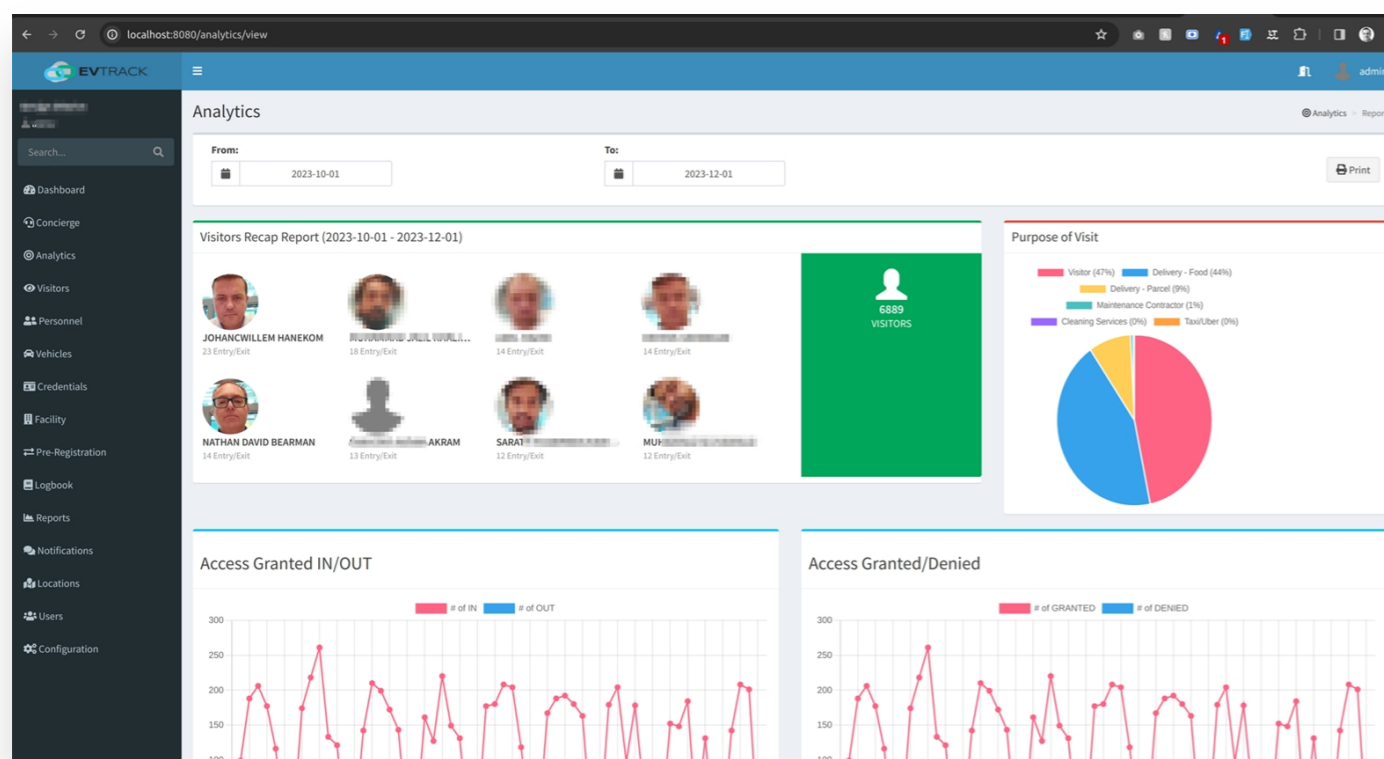
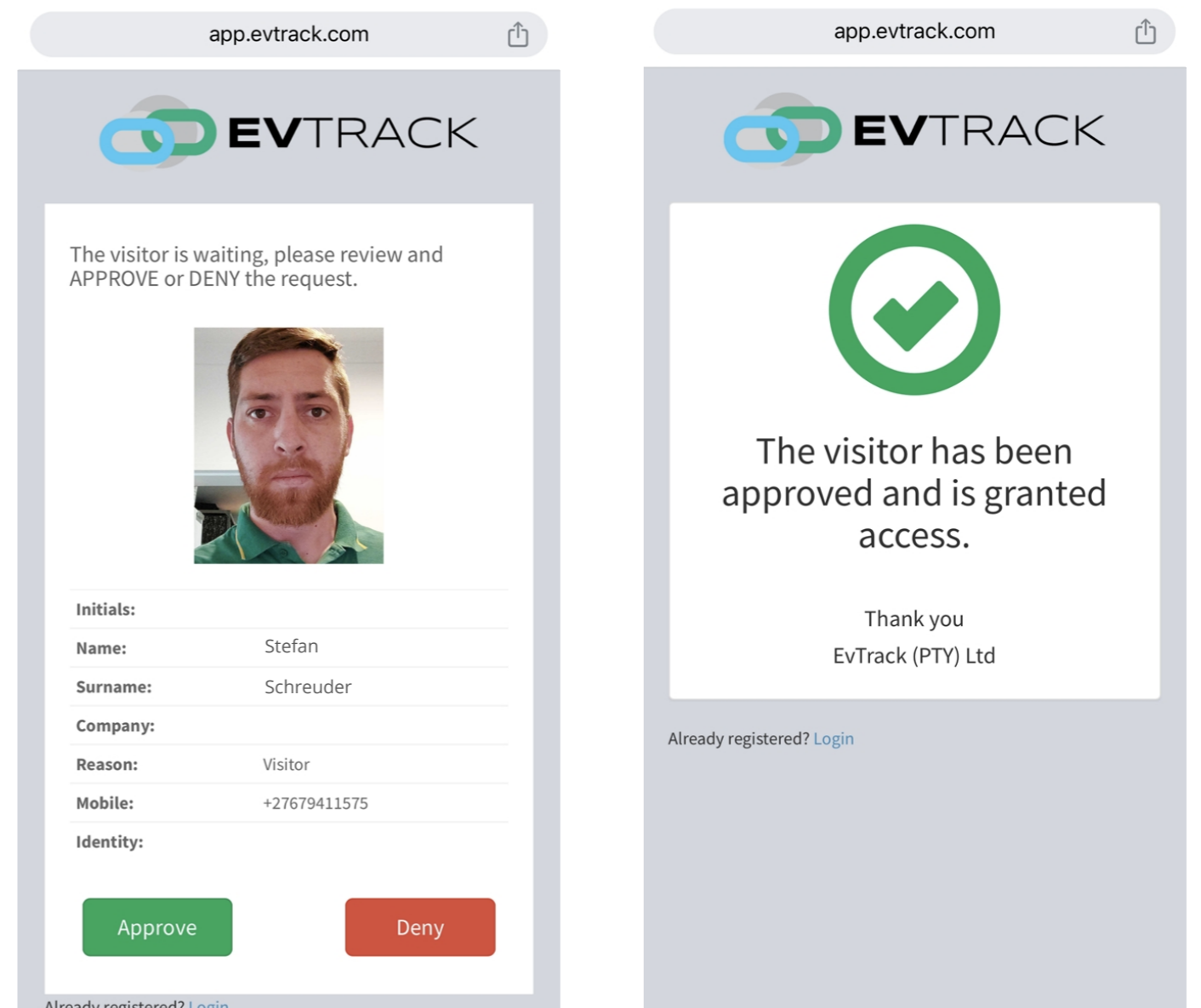
Pre-Registered Visitor Workflow



Visitor Host Approval

As an extra security layer before a visitor is granted access to enter a site, EvTrack can be configured to send a message to a host to approve a visitor. This message is sent to the host by email, push notification or SMS (optional).

It includes a photo of the visitor, the visitor's company, the visit reason, mobile number and ID number. The host needs to simply select approve or deny. Once approved the visitor is granted access and his/her face is added to the access/control, or a QR code visitor pass is created.





Reporting & Visitor Analytics

Our solution features multiple forms of data retrieval this includes a visitor dashboard, an access/control logbook and various exportable pdf and/or CSV reports. This includes visitor reports, system event reports, time/attendance reports and system credential reports.

We also offer graphical visitor analytics showing visitor metrics for the date period selected, as well as the total number of visitors.

Badge Creation

EvTrack allows the user to select from a standard range of badge templates or create one own's badge and import it. Badges can be created for visitors or employees. Employee badges will feature a QR code, site logo, as well as group and other relevant info. For portable access control, these badges can be scanned by EvTrack's guard device to grant access into or out of site. Making it ideal for construction sites.



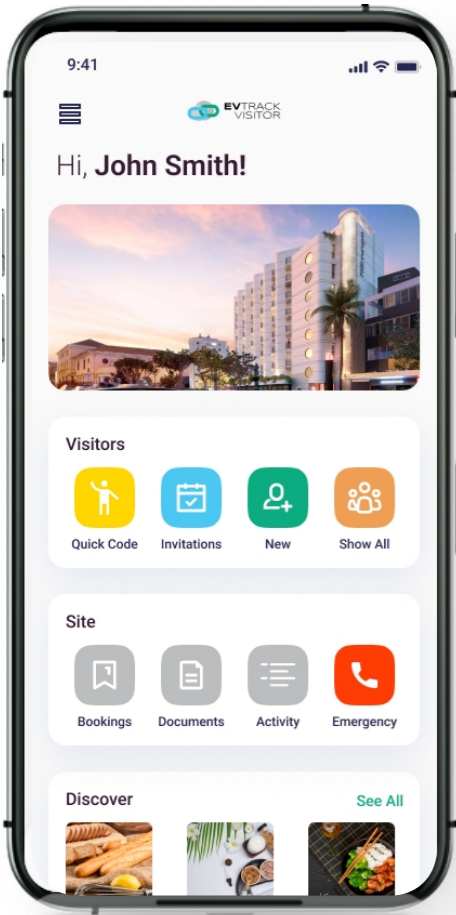
Visitor Vehicle Access Control

With EvTrack we help automate your vehicle access control process thereby saving you manpower costs. On arrival the vehicle's number is captured, as well as the driver's face and/or ID. On exit the process is automated and the vehicle can exit by detecting the visitor's numberplate from entry or by the visitor showing his/her face to a reader. QR Code Access Control with numberplate Capture is also supported.

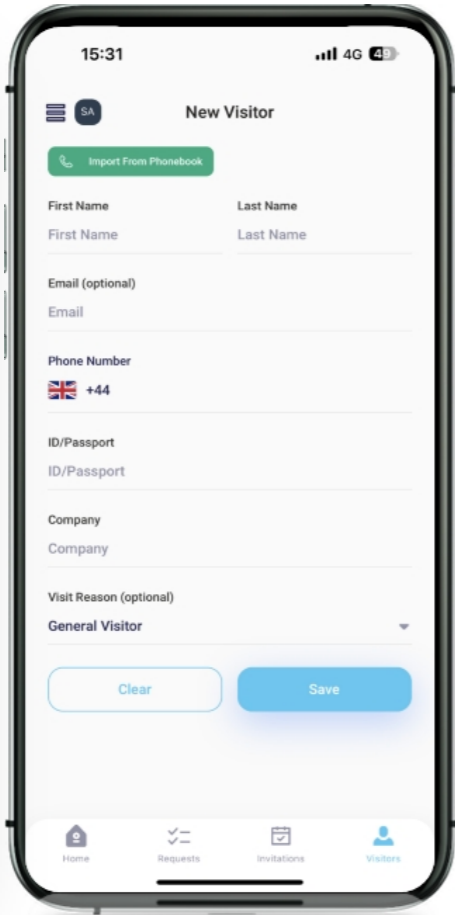
Methods for Visitor Pre-Registration



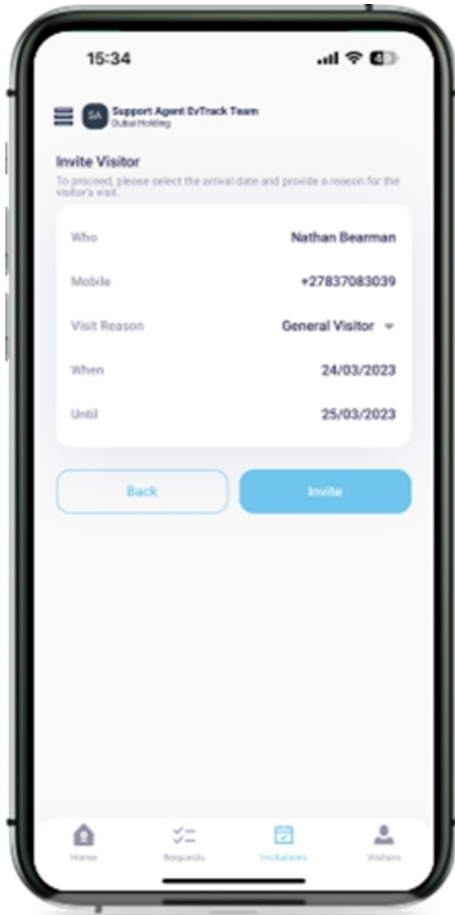
01 Smart Phone Visitor App



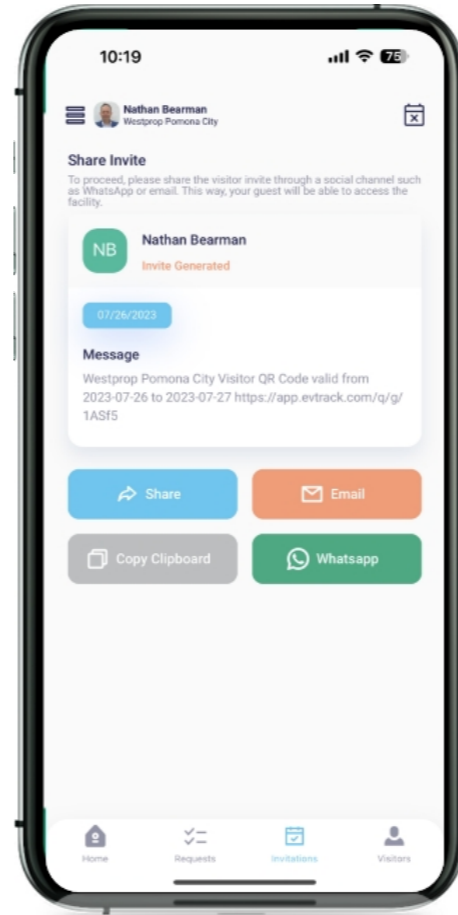
Open Your App



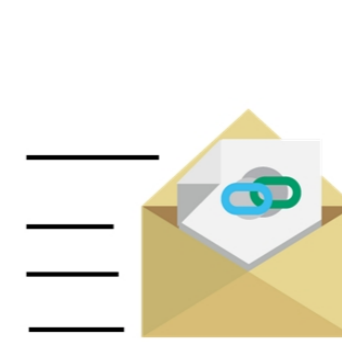
Add Your Visitor



Select Date + Reason

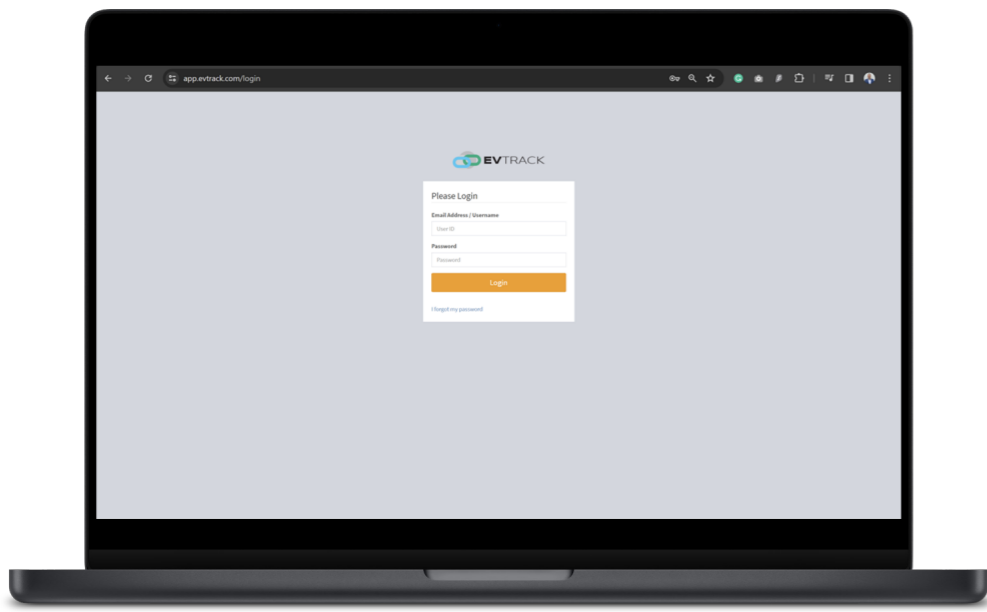


Share Invite

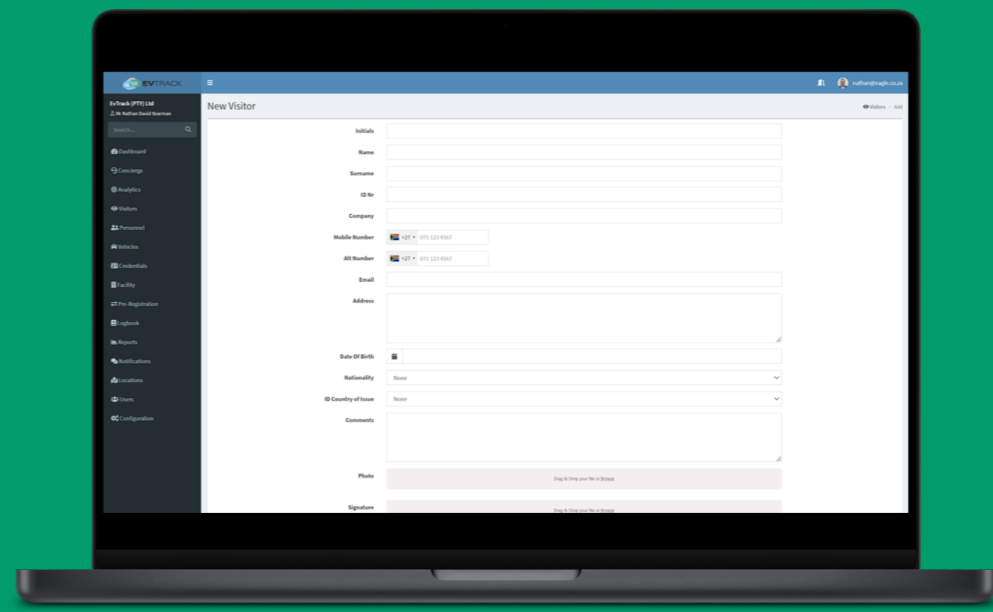


Guest Receives Invite Pass

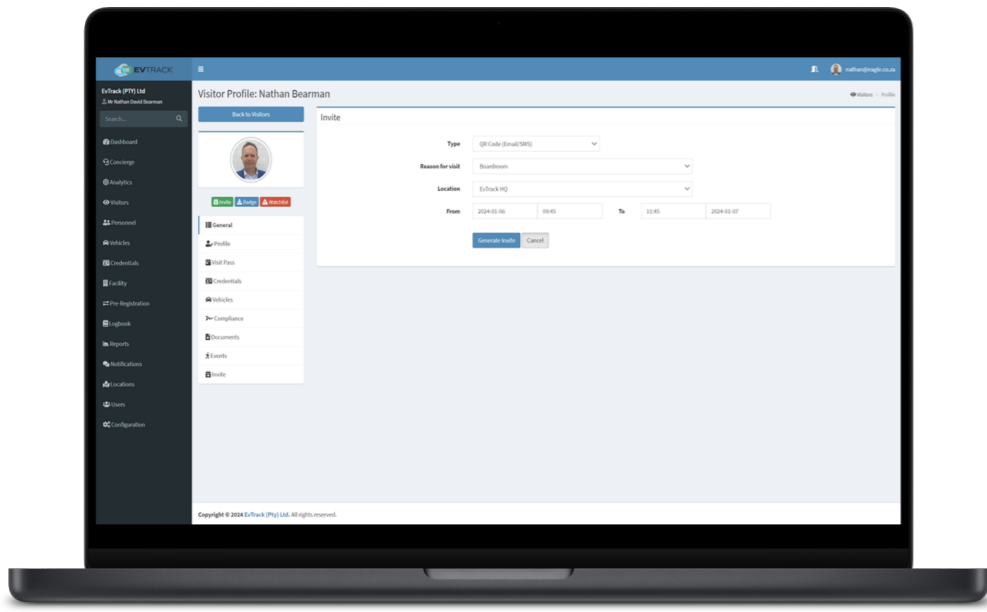
02 EvTrack Web Portal



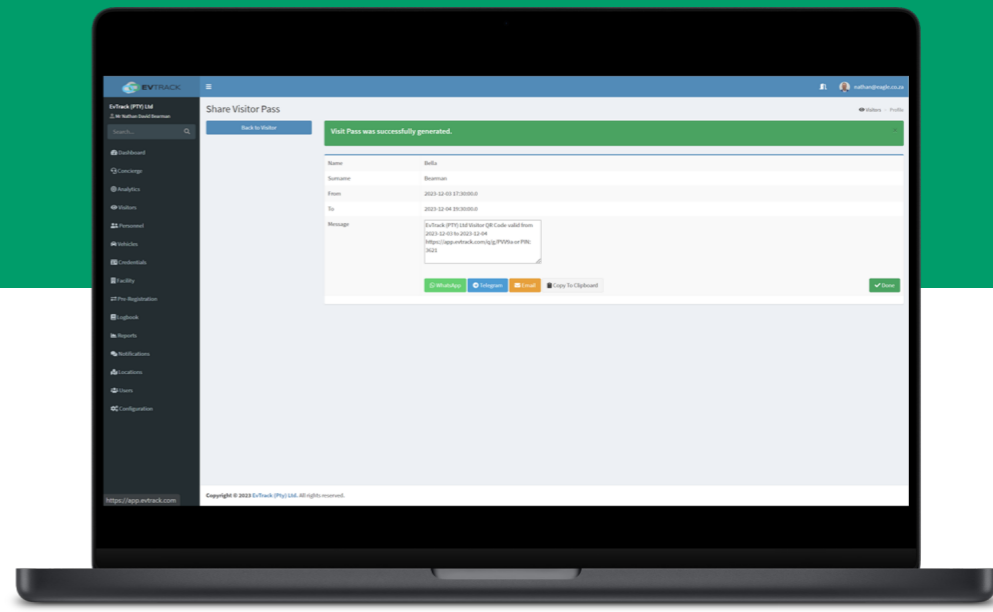
Username/Password



Add Visitor



Create Visitor Pass



Share Visitor Pass with Guest

03 EvTrack Visitor Registration Link



Please complete the form below and submit it to register as a visitor to our site. Once your application has been reviewed and approved further instructions and details will follow via email.

Name

Surname

Identity/Passport Number

Email Address

+971 Mobile Tel Number

Photo

Drag & Drop your picture or Browse

For more information about its collaborations and activities please visit www.aa

04 EvTrack API Interface



Kiosk Models



VIP-02

Desktop Kiosk with 12" Display + Printer + EID Card Reader



MK-05

Desktop Kiosk with 10" Display & Optical Barcode Scanner



MK-06


Desktop Kiosk with 12" Display + EID Card Reader



VIP-03

Free-Standing Kiosk with 13" Display + Passport Reader + Thermal Printer

QR Code Readers



EVT-QR-LEGRAND

Indoor Legrand Compatible QR Code Reader



EVT-QR-VANDAL-01

IP65 Outdoor Vandal Resistant QR Code Reader

Software Hosting Options



AWS
Cloud Hosted
(South Africa, UK,
US and Middle East)

OR



On-Premise
Customer hosted
Server version