

# EvTrack Genetec™

## Integration Note

EvTrack's Genetec integration enables the seamless merging of EvTrack's visitor management solution with Genetec's Unified Security Platform, known as Security Centre (GSC).

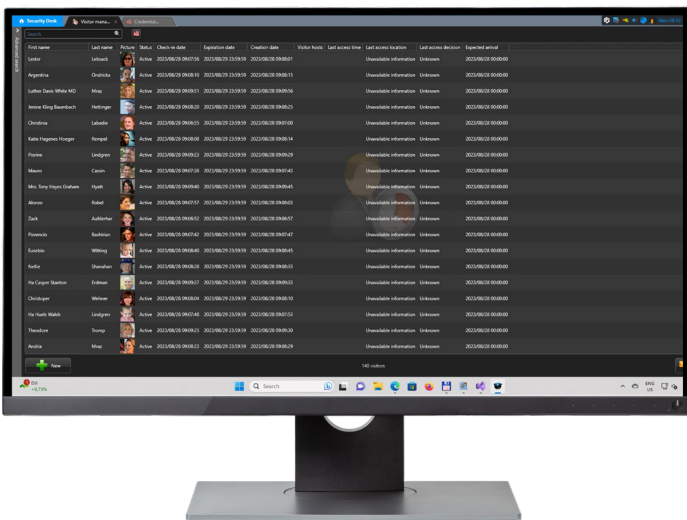


## Introduction

This integration offers an automated approach to managing visitor access within the physical security control arena. EvTrack simplifies the access control process for temporary guests, visitors, and contractors, making it particularly well-suited for sites utilising Genetec's Security Centre (GSC).

This integration unifies video surveillance, access control, and visitor management into a single, comprehensive platform.

EvTrack's server is available as a cloud-based or on-premise deployment and communicates to the Genetec server via Genetec's WebSDK REST API.



## Features



### Visitor Registration

Through the EvTrack Web Portal, Weblink, Self-Service Visitor Kiosk or Handheld Rugged Visitor Scanner.



### Genetec 5.8 ~ 5.13

EvTrack supports Genetec Security Centre software versions from 5.8 to 5.13.



### Visitor Face Capture

As well as registration of name, surname and email address which are transferred to Genetec's Visitor Module.



### Cloud or On-Premise

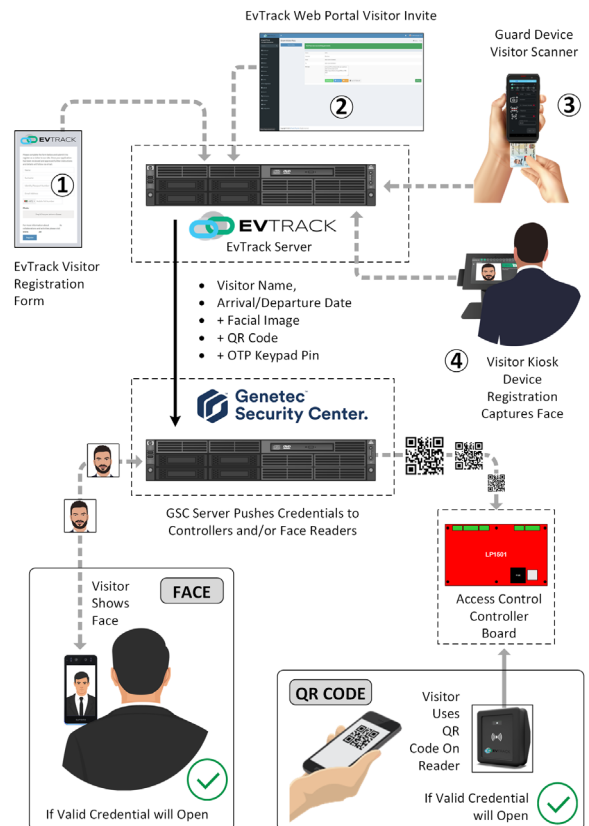
EvTrack's server application is available as a cloud-based or an on-premise customer hosted server deployment.

EvTrack Genetec Part No:  
**GSC-1SDK-EvTrack-VM**

# EvTrack Integration How it Works

When a visitor arrives at the site, whether on an ad-hoc basis or with a prior registration in EvTrack, their information is captured. For ad-hoc visitors, this information is recorded using the EvTrack FrontDesk Visitor Kiosk, the EvTrack Guard Hand-held device, or the EvTrack web portal interface.

Subsequently, a profile is created for them on the EvTrack server, complete with credentials, start and end dates, and access control permissions. This data is then transmitted to the Genetec server, where the appropriate credentials, cardholder details, permissions, and credentials are generated. These are downloaded to the access controllers and/or biometric face readers.




## EvTrack Created Visitor Profile on Genetec



## Other Features

The EvTrack integration is very quick to setup & only requires the GSC WebSDK URL, username + password.

- The system can be configured to use a default visitor access control card holder group. Alternatively, the access/control lists on EvTrack can be mapped to the cardholders on Genetec.
- De-Activate Visitors on Genetec When Checked Out on EvTrack.




[Link to Online Documentation](#)

## Credentials Transferred to Genetec



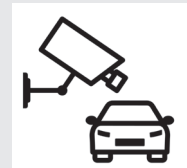
QR Code Credentials



Face Credentials



One-Time-Pins



Numberplates

